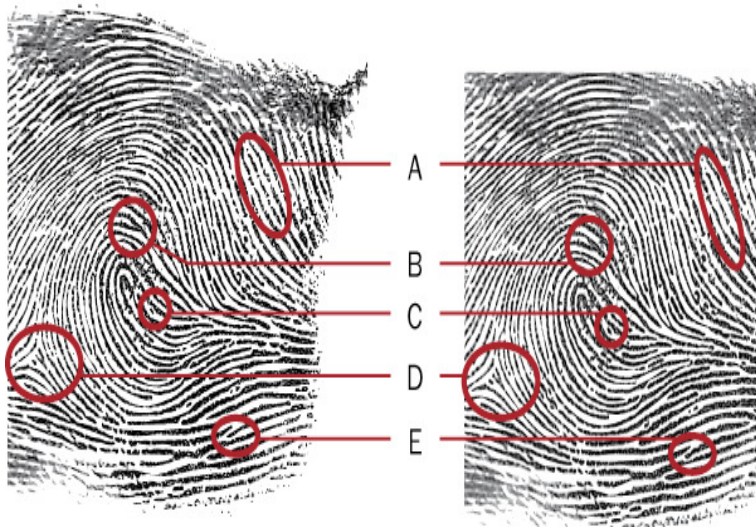


Name _____ Date: _____ Period: ____

ACTIVITY 6-5: IS IT A MATCH?



Identify each of the patterns labeled in the ridge pattern diagram. Refer to the chart on minutiae in the text.

A. _____

B. _____


C. _____

D. _____

E. _____

1. Examine each of the fingerprints below. Using a red pen and referring to the chart in your text, label with a number each characteristic listed for each print.

Arthur




- 1. Bifurcation
- 2. Island ridge
- 3. Ending ridge

Alice



- 7. Double bifurcation
- 8. Island ridge

Doris



- 4. Eye
- 5. Spur or hook
- 6. Ridge ending

Suspect



Suspect
What patterns can you find in this print?
